




LG120 GEAR MOTOR



Designed for operating vents and screens in greenhouses

Highlights

- Compact – low weight
- Multiple mounting solutions
- Silent operation
- No maintenance

LG120 is a compact gear motor with high performance and small installation dimensions. The unique design with the electric motor parallel with the through going output shaft, combined with three mounting surfaces gives optimal mounting where space is limited.

The design of the gearbox and the choice of materials give a silent operation. LG120 consists of a gearbox, electric motor and limit switch system. The gearbox is completely closed. There are no airscrews where oil might leak. The connection to the electric motor is also closed. Exchange of the electric motor can be done without emptying of oil. The shaft connection and flange are standard, and a new electric motor can be obtained locally.

Precision and safety

LG120 has self-locking worm gearings securing vent or screen when power is cut off. All shafts are imbedded with ball bearings. The built-in limit switch has direct pinion

wheel connection to the output shaft, which gives both high precision and security for correct stop of the gear motor.

Long lifetime

The selected materials and the ball bearings give the gear motor a lifetime which in many cases is as long as the greenhouse itself. The closed design makes the gear motor maintenance free.

Easy mounting

The light alloy aluminium gearbox has a low weight, which makes installation handling easy. The closed gearbox and the many mounting surfaces give the possibility for horizontal, vertical or angled mounting, meaning you can mount directly on the greenhouse gutter or on a base plate. The gearbox can be supplied in an inverted model giving even more mounting possibilities, especially where they are mounted in pairs.

The built-in limit switch in LG120 is easy to adjust and can be supplied to match the actual revolutions needed for ventilation and screens respectively. The electric motor has a threaded hole for manual operation, giving the possibility to operate vents or screens before power is connected.



SPECIFICATIONS / LG120 GEAR MOTOR

Technical specifications

Torque, output shaft, Nm	160	120	60
Output speed, rpm	1.1	3.5	6.8
Max. rotations	Between end stops 15 or 50		
Output shaft	For profile couplings to 1" drive shaft or chain couplings for 1" - 1.25" - 1.5" - 2"		
Supply voltage	3 x 230 V	3 x 400 V	
Frequency	50 Hz	50 Hz	
Full load current	1.06 A	0.61 A	
Effect	0.18 kW	0.18 kW	
COS <p	0.68	0.68	

The gear motors are produced in 60 Hz and other volt-ages, too.

Physical specifications

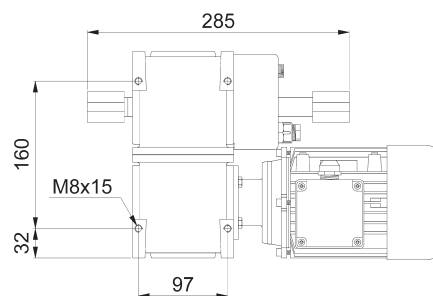
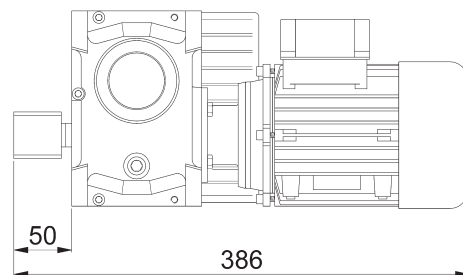
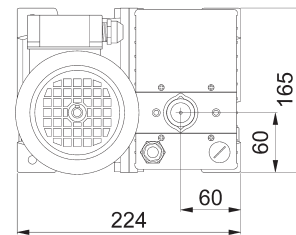
Temperature, surrounding:	0 - 70° C (32 - 158° F)
Max. working temperature	100° C (212° F)
Proofing	IP55F
Emission	EN50081-1
Immunity	EN50082-1
Dimensions L x W x H:	386 x 224 x 165 mm (14.8 x 8.6 x 6.3")
Weight:	13.5 kg (29.7 lb)

The gear motors are supplied with output shafts machined to accept coupling adapters for two types of coupling:

- Chain coupling
- Profile coupling

The coupling adapters are easy to fit to the gear motor output shaft by means of key and a locking ring, ensuring a very flexible solution.

LG120



Distributor:

Head office:

Senmatic A/S
Industrivej 8, 5471 Søndersø, Denmark
Phone: +45 64 89 22 11
dgtsales@senmatic.com – www.senmatic.com